



HAL
open science

Effect of stress relaxation on mechanically induced crystallization in natural rubber

Anthony Le Bihan, Yann Marco, V. Le Saux, Laurent Chazeau, J.-M. Chenal,
Iona Warneboldt

► **To cite this version:**

Anthony Le Bihan, Yann Marco, V. Le Saux, Laurent Chazeau, J.-M. Chenal, et al.. Effect of stress relaxation on mechanically induced crystallization in natural rubber. *Advanced Computational Engineering and Experimenting*, Jul 2023, Heraklion, Greece. hal-04514514

HAL Id: hal-04514514

<https://ensta-bretagne.hal.science/hal-04514514>

Submitted on 21 Mar 2024

HAL is a multi-disciplinary open access archive for the deposit and dissemination of scientific research documents, whether they are published or not. The documents may come from teaching and research institutions in France or abroad, or from public or private research centers.


L'archive ouverte pluridisciplinaire **HAL**, est destinée au dépôt et à la diffusion de documents scientifiques de niveau recherche, publiés ou non, émanant des établissements d'enseignement et de recherche français ou étrangers, des laboratoires publics ou privés.

EFFECT OF STRESS RELAXATION ON MECHANICALLY INDUCED CRYSTALLIZATION IN NATURAL RUBBER

A. Le Bihan^a, Y. Marco^a, V. Le Saux^a, L. Chazeau^b, J.-M. Chenal^b, I. Warneboldt^c

Context & Objectives

Mechanically induced crystallization (MIC) is a widely studied phenomenon. Its characteristics are often determined by wide-angle X-ray diffraction (WAXD) at synchrotrons, ESRF, SOLEIL, DESY...

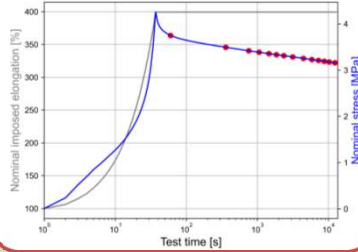


$$\Delta\theta, \underline{\sigma}, \underline{\varepsilon}, \dots? \leftrightarrow \underline{\chi}_c$$

The main objective is to be able to measure crystallization by a less consequential way : infrared thermography. It is necessary to generate data and better understand MIC in order to realize an infrared-crystallization conversion model.

Performed Tests

WAXD measures during stress relaxation for different temperatures and elongations :

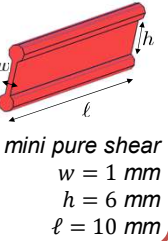


Studied Materials

Formulation :

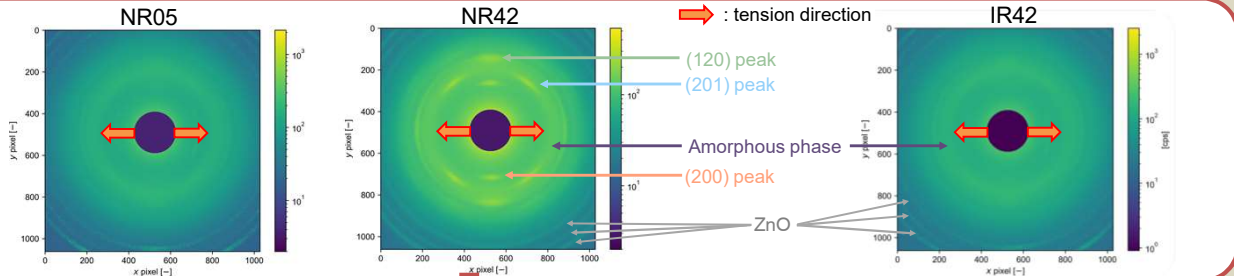
	NR05	NR42	IR42
Matrix	cis-polyisoprene	cis-polyisoprene	trans-polyisoprene
CB	5 phr	42 phr	42 phr
Other	processing agent, accelerator activator, vulcanization agent, antioxidant ...		

Samples :



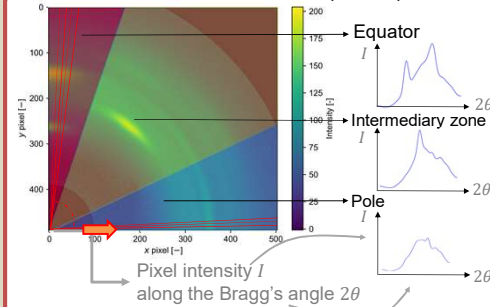
0 Raw images

- Wavelength : $\lambda = 1,54 \text{ \AA}$
- Exposure time : 240s
- Tests performed at INSA Lyon
- Significant MIC for filled natural rubber
- Identification of (d_{hkl}) peaks and all different components from literature [1], [2].

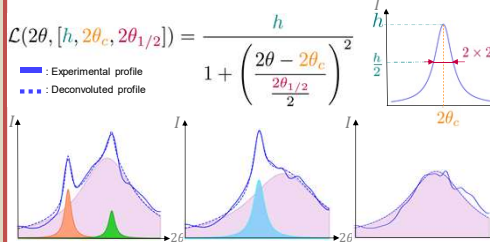


2 Bragg's profiles & deconvolutions

Definition of 3 sectors & addition of profiles per sector :



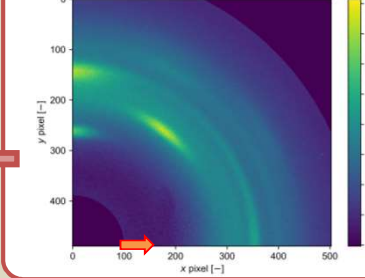
Deconvolution of profiles by Lorentzian functions [1] :



→ crystalline / amorphous split : crystallites dimensional parameters

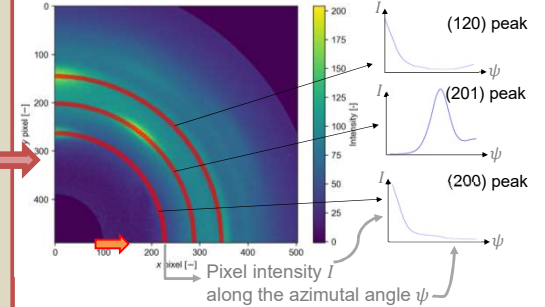
1 Data reduction

Use of double symmetry [3] & averaging

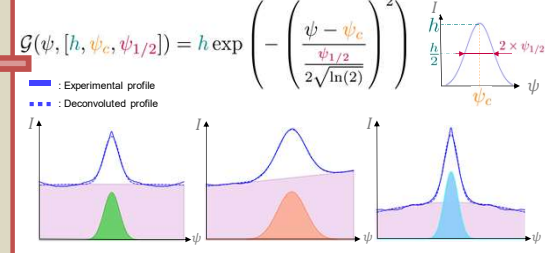


3 Azimutal profiles & deconvolutions

Definition of 3 azimutal profiles :



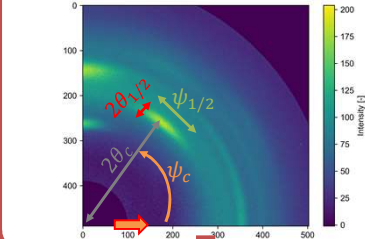
Deconvolution of profiles by Gaussian functions [1] :



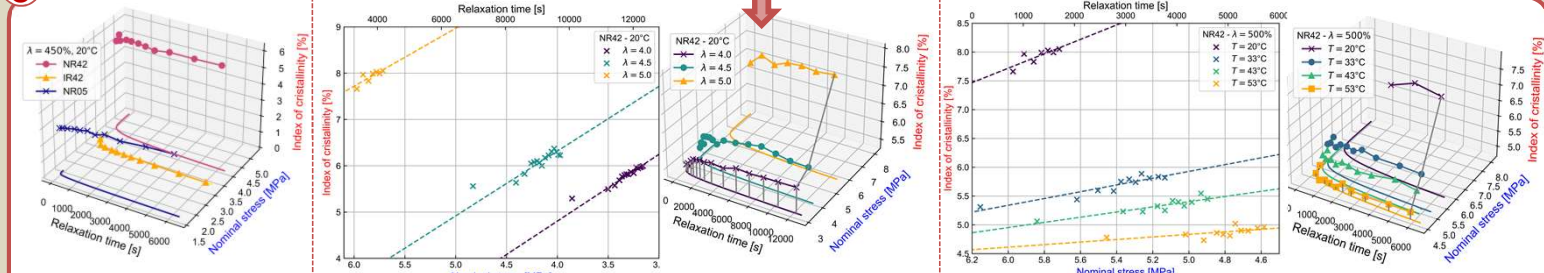
→ crystalline / amorphous split : crystallites orientation data

4 Obtainable information

- Bragg's angle $2\theta_c \rightarrow$ Lattice parameter
- Peak's width $2\theta_{1/2} \rightarrow$ Crystallites' size
- Peak's intensity $I \rightarrow$ Index of crystallinity
- Azimuthal angle $\psi_c \rightarrow$ Crystallite's mean orientation
- Peak's length $\psi_{1/2} \rightarrow$ Crystallite's orientation dispersion



5 Results



As expected, only NR-matrix materials crystallize. Fillers permit to increase the MIC phenomenon.

During stress relaxation, the index of crystallinity χ varies linearly with stress σ . The $\frac{\partial \chi}{\partial \sigma}$ coefficient remains the same whatever the value of the imposed elongation.

During stress relaxation, temperature has two effects : it leads to lower indexes of crystallinity χ and it reduces the $\frac{\partial \chi}{\partial \sigma}$ coefficient (i.e. MIC kinetics).

- [1] N. Candau, « Compréhension des mécanismes de cristallisation sous tension des élastomères en conditions quasi-statiques et dynamiques », Thesis, INSA Lyon, 2014
- [2] P.-A. Albouy, J. Marchal, et J. Rault, « Chain orientation in natural rubber, Part I: The inverse yielding effect », *Eur. Phys. J. E*, vol. 17, n° 3, p. 247-259, 2005.
- [3] S. Beurrot, « Cristallisation sous contrainte du caoutchouc naturel en fatigue et sous sollicitation multiaxiale », Thesis, Ecole Centrale de Nantes, 2012

References

^aENSTA Bretagne, UMR CNRS 6027, IRDL, 29806 Brest, France

^bINSA Lyon, UMR CNRS 5510, MATEIS, 69621 Villeurbanne, France

^cVibracoustic Nantes, Engineering Simulation Methods, 44474 Carquefou, France